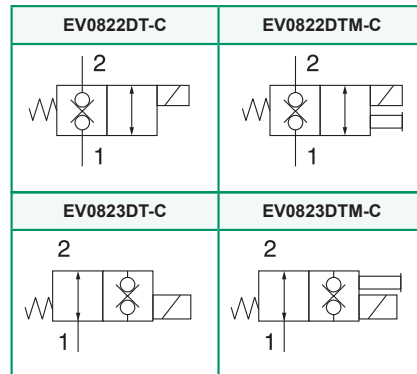
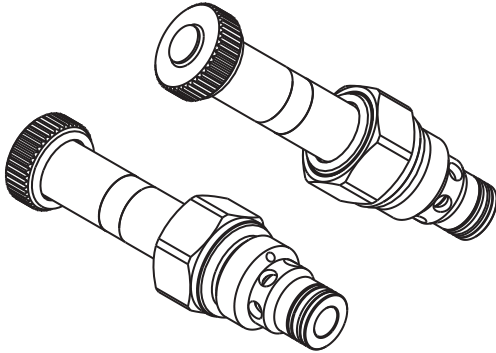
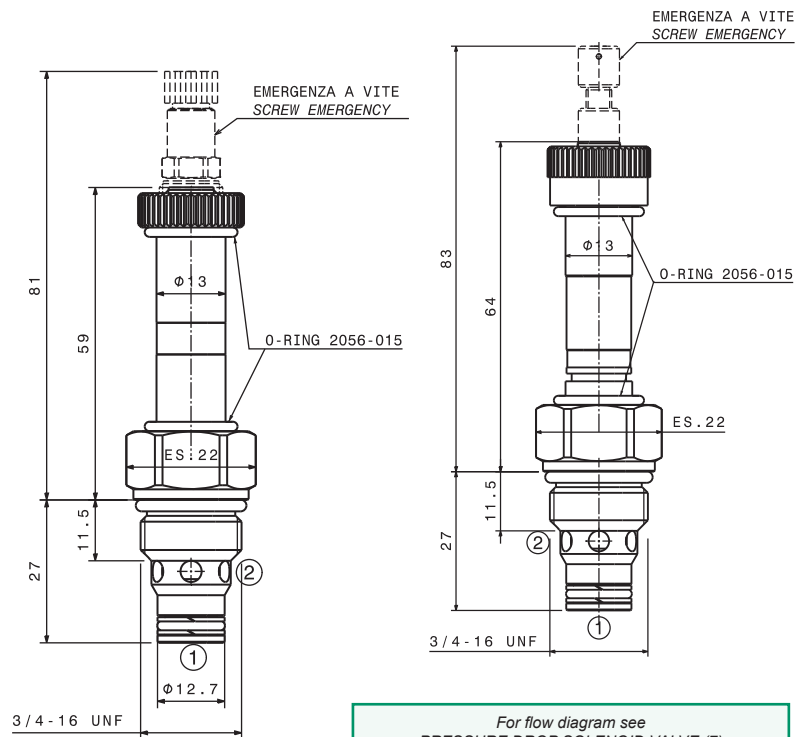
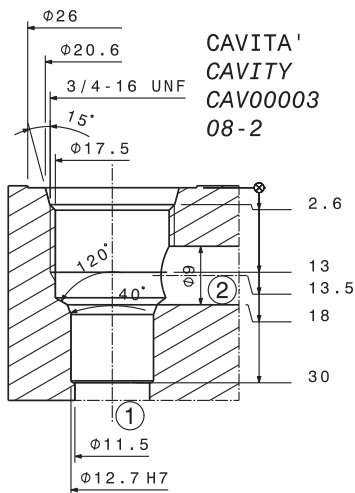


Valvola elettrica direzionale 2/2 a doppia tenuta
 2/2 solenoid directional valve, bidirectional blocking
 mod. EV-08-2X-DT-C



Portata massima Max flow	40 l/min 10.5 gpm	
Pressione massima Max pressure	EV-08-22-DT-C	250 bar 3600 psi
	EV-08-22-DT-C-Y (Su richiesta) (Upon request)	350 bar 5000 psi
Coppia di serraggio Installation torque	27 ÷ 30 Nm 20 ÷ 23 lbf ft	
Dati e tarature ottenuti usando olio a 30 cSt a 50°C. Viscosità raccomandate 10 ÷ 420 cSt. Temperature di lavoro -20÷+90 °C. Filtrazione assoluta 25 µ. Performances and calibrations are carried out by using hydraulic oil with 30 cSt viscosity at 50°C (122 F). Recommended viscosity 10 ÷ 420 cSt, working temperature -20÷+90 °C (-4 F÷194 F). Absolute filtration 25 µ.		

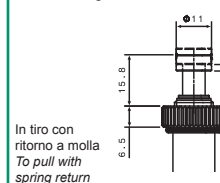


For flow diagram see
 PRESSURE DROP SOLENOID VALVE (7)

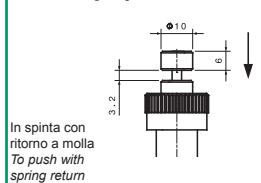
Perdite interne: max. 5 gocce/minuto a 250 bar
 Internal leakage: max. 5 drops/min at 250 bar

Emergenze disponibili su richiesta
 Emergency available upon request

Normally closed



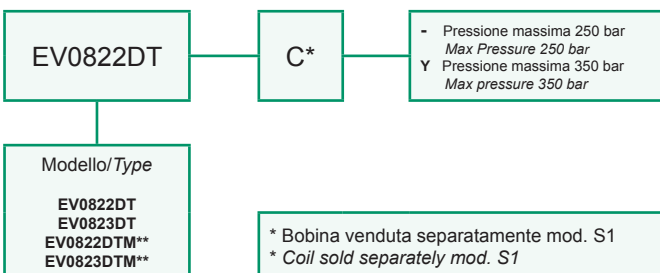
Normally open



**
 M standard emergency screw type
 MT pull (only for normally closed)
 MS push (only for normally open)

**
 Version "Y" NA normally open is available only with MS emergency

Sigla di ordinazione / Ordering code



I dati non sono impegnativi, CBF si riserva di apportare modifiche senza preavviso.
 The specifications are not binding, CBF reserves the right to introduce modifications without notice.